



The Society of Mayflower Descendants in the State of Connecticut

Nutmeg Gratings

www.ctmayflower.org

April 2019

Volume 40, Number 1

GOVERNOR'S MESSAGE

Dear Connecticut Mayflower Members and Friends,

I am extremely pleased to have been elected to be your new governor, but I am very much aware of the shoes that I need to fill after Mary Browns 7 years of exemplary and productive running of our society. I will do my best to carry on her vision of expanding the scholarship Fund and ensuring that the Connecticut Society continues to be productive and helpful in furthering the visions of the General Society. I have also enjoyed being your Deputy Governor for the last 7 years. Much has been accomplished and I hope to continue this trend.

I don't know about you, but I'm glad to see that the end of this winter will soon be coming to a close. We were fortunate enough not to get much snow, but the cold made up for it. It makes me appreciate even more, the plight of the Pilgrims on that first terrible winter where half of them died. How thankful I am for the modern conveniences that we sometimes take for granted.

I would like to remind all of our members that 2020 is just around the corner. This is a great opportunity to celebrate the 400th anniversary of the landing of the pilgrims by purchasing one of our new Pilgrim calendars or any one of the many items that we have for sale for 2020. They can be purchased at any of our spring or fall meetings or by going to our website and purchasing them for delivery right to your home, and don't forget to go to the GSMD web site as well where other States are also offering unique 2020 items for sale.

For all of our new members who are able to come to any of our meetings, although we do our best to acknowledge first time visitors, please mention that it is your first time coming to a meeting and we will have one of our welcoming committee members take you around and introduce you to the board and other members. It is very important to me, and the board, that everyone feel welcome at our meetings.

We continue to have an excellent raffle which has raised a large amount of money for our scholarship Fund.

Thanks to the many people who make this successful and bring items in for the raffle. This is one of the ways that we have been able to offer renewable scholarships and hopefully be able to do more in the



future. I want to especially thank Sandra Lynch who does all that wonderful quilting for each raffle. Many people buy tickets for the raffle expressly for being able to choose one of those beautiful works of art that she creates. I know I do.

*At our April meeting, we will be having a special guest, Jennifer Zinck, who will be talking to us on the benefit of having your DNA done and how useful it can be for family research. Jennifer is one of Connecticut's renowned speakers on the subject. I'm sure you will enjoy her talk. The meeting date is April 27th and will be at **Adams Mill Restaurant** in Manchester, CT.*

As you may have heard, the General Society has raised the initial funding to be awarded the deed to the Plymouth Meeting House. The GSMD intends to restore and convert the church into a welcoming center for those visiting Plymouth. This was an important decision as the meeting house was falling into disrepair and the church found itself in an untenable position to maintain it. Although the initial funding has been arranged, much more funding will be needed to get the meetinghouse into tip top condition. Please give generously if you can. You can go to the GSMD web site where you can donate funds for its restoration.

I hope to see many of you at our Spring Meeting when the weather hopefully will be a little bit warmer than it is now.

The fact that an article appears in *Nutmeg Gratings* does not in any way reflect that *Gratings*, its staff, or the CT. Society of Mayflower Descendants guarantees the historical accuracy of any information contained therein.

Committees 2019

Ass't Treasurer

Joan Prentice jowp32@hotmail.com

By-Laws

Robert Cushman Cjc119@aol.com

Nancy Merwin nancyamerwin284@gmail.com

Judy Arnold jarnold1620@outlook.com

Kelly Davis Kelly-davis1@cox.net

Computer Scanning

Greg Thompson gthomp5749@aol.com

Education

Ellen Swayne eswayne@comcast.net

Mary Brown mbrown06239@gmail.com

David Grant sybilcreek@yahoo.com

Donna Mangiafico 912djm@gmail.com

Dawn Darche dawndar@gmail.com

Finance Committee

David Grant sybilcreek@yahoo.com

Donald Studley dtstudley@snet.net

Joan Prentice jowp32@hotmail.com

Hospitality

William Lane lanewjg@comcast.net

Kerry Comisky kakjcomisky@att.net

Steve Arnold arnold1620@outlook.com

Insignia

Nancy Merwin nancyamerwin284@gmail.com

Junior Enrollment

Mary Brown mbrown06239@gmail.com

Ellen Swayne eswayne@comcast.net

Membership

Joan Prentice jowp32@hotmail.com

Greg Thompson gthomp5749@aol.com

Newsletter

Randall Russell nutmegarchive01@yahoo.com

Kerry Comisky kakjcomisky@att.net

Joan Prentice (Proofer) jowp32@hotmail.com

Nominations

Joan Prentice jowp32@hotmail.com

Bill Lane lanewjg@comcast.net

Don Studley dtstudley@snet.net

Publicity

Dwight Hulbert dhulbert@optonline.net

Programs

Nola Johannes nola.j@cox.net

Reservations

Kendra Davis kddavis@228@gmail.com

Scholarship

Kurt Comisky kurtcomisky@att.net

Julia Parker Post jppart@sbcglobal.net

Mary Brown mbrown06239@gmail.com

Randall Russell nutmegarchive01@yahoo.com

Directory of Officers 2019

Governor

Greg Thompson gthomp5749@aol.com
203-215-1755

Deputy Governor

Kerry Comisky kakjcomisky@att.net
860-302-3044

Recording Secretary

Dawn Darche dawndar@gmail.com

Corresponding Secretary

Nancy Merwin nancyamerwin284@gmail.com
860-848-4731

Treasurer

David Grant sybilcreek@yahoo.com
203-444-2001

Historian

Marjorie Hurtuk mhurtuk@aol.com

Elder

Rev. Jean E. Knapp

Captain

William J. Lane, Jr. lanewjg@comcast.net
203-288-5863

Archivist

Kenneth Roach kingsman18@aol.com
860-688-8091

Nola Johannes, Asst. nola.j@cox.net

Assistants (In alphabetical order)

Steven Arnold arnold1620@outlook.com

Nola Johannes nola.j@cox.net

Julia Parker Post jppart@sbcglobal.net

Joan Prentice jowp32@hotmail.com

Don Studley dtstudley@snet.net

Ellen Swayne eswayne@comcast.net

General Society Officers

Deputy Governor General for CT

Mary Brown mbrown06239@gmail.com

Assistant General for CT

Greg Thompson gthomp5749@aol.com
203-215-1755

General Society Member At Large

Donald Studley dtstudley@snet.net

General Society Historian General

Midge Hurtuk mhurtuk@aol.com

New Members as of our last Newsletter

John Alden

Donald Lee Facey-Wilbraham MA
Barbara Edna Sanborn-East Hartford CT

Isaac Allerton

Carolyn Grant Leary-Woodbridge CT
Fiona Leary Boucher-Hamden CT

John Billington

Myra Ellen Brandt-Moodus CT

William Bradford

Valerie Foss Bruneau-West Hartford CT
Elinor Loveridge-Milford CT
Gordon Willis Kenneson-Windsor CT
Donald Reeve Andrews-Brookfield CT

William Brewster

Karen Gallagher - Stamford CT
Maureen Diane Zahn Lambusta-Roebbing NJ
Bonnie Sue Stanton Butler-New Milford CT
Sharon Ann Shetland-Griswold CT
Cynthia Demers-Amston CT
Caroline Ricupero-Uncasville CT

James Chilton

Donald C. McShane-West Orange NJ
Charlotte S. Howson-West Hartford CT
Althea Lorraine Kinney Olson-Henderson NC
Barbara J. Stevens-Cleveland TN

Mary Chilton

Marjorie Anne Alsing Trimble-Wilbraham MA

Frances Cooke

Richard Lawrence Galbo - Niantic CT
Susan M. De Gennaro-South Windsor CT

Edward Doty

Virginia Stafford Otis-Darien CT

Stephen Hopkins

Gail S. Weston-York, PA

John Howland

James Calvin Kelley - Elkton, VA
Alexzander Clinton Metz-Dayville CT/Hobe Sound FL
Thomas Bayard Kane-New Hartford NY
Peter Brook Rockholz-Greenwich CT
David Ault Tapley-Greenwich CT
Andrew Fletcher Shetland-Griswold CT
Sandra Jane Paine Kent-Andover CT

Degory Priest

Donald Edward Paladry-Norwich CT

Thomas Rogers

Christopher John Kriz-Old Greenwich CT

George Soule

Marilyn Deyber Alexander - Southbury CT
Jessica Cruello-Cheshire CT* Scholarship Winner
Susan Marie Candini Socci-New Canaan CT
Emily Carpenter Deans-West Hartford CT



Miles Standish

Abigail M. Dew-Milford CT

Descendants of Richard Warren


David Beers-Clinton CT
Allison Whitney Walters-Dallas TX
Christopher King Walters-Clinton CT
Lynn Beers Walters-Clinton CT
Wendy L. Wolf-San Diego, CA

In Memoriam

 Paul Andrews 10/26/2018-75
Elizabeth Kenyon 2/24/2017 91
Warren Wheeler 4/11/2017 76
Richard Covell Sr. 5/8/2018 89


The Nutmeg Gratings Editors are pleased to announce a new segment introduced by Nancy Merwin

“Historic & Vintage Recipes”



Washington Cake

From Old Sturbridge Village Source Documents

Stir together a pound of butter and a pound of sugar, and sift into another pan a pound of flour. Beat six eggs very light, and stir them into the butter and rich milk or cream; if the milk is sour there a glass of brandy, a powdered nutmeg and a stir in a small tea-spoonful of pearl ash* or vinegar; take care not to put in too much taste. Stir the whole very hard, put it into it in a brisk oven. Wrapped in a thick cloth,



sugar alternately with the flour and a pint of will be no disadvantage. Add a glass of wine, table spoonful of powdered cinnamon. Lastly salaratus that has been dissolved in a little pearl ash, lest it give the cake an unpleasant a buttered tin pan or into little tins and bake the cake will keep soft for a week.

*Directions for Cookery, Eliza Leslie 1840 From Old Sturbridge Village Source Documents * Pearl ash is a leavening agent made by soaking fireplace ashes in sour milk to leach out lye to obtain Potassium Carbonate*

Modern Adaptation

Ingredients

- 1lb butter
- 2 cups white sugar
- 3 1/3 cups flour
- 6 eggs
- 2 cups whole milk
- ¼ cup white wine
- ¼ cup brandy
- 1 tsp nutmeg
- 1 tbsp cinnamon
- ½ tsp baking soda & ½ tsp baking powder dissolved in a tbsp. vinegar

Baking Instructions

- Preheat oven to 350°F, Cream butter and sugar
- Cream butter and sugar
- Whisk eggs until light and fluffy
- Alternating, add eggs, flour and milk to butter/sugar mix until combined
- Mix in wine, brandy, cinnamon and nutmeg
- Mix in the baking soda and powder dissolved in vinegar
- Mix the batter very well. Incorporating air into the mixture will make the cake light
- Bake in a well buttered cake pan or muffin tin at 350°F for 1 hour or until a knife comes out clean.
- Let cool before unmolding

If you have an old treasured family recipe or know of old recipes you think would be perfect for this segment, please e-mail them to Nancy nancymerwin284@gmail.com for consideration for inclusion in this segment.

Connecticut Mayflower Scholarship Patron

During our voyage to 2020 and the celebration of the 400th Anniversary of the Mayflower's voyage, join in the commemoration with a special commitment. The three CT Mayflower Scholarships are now two year renewable scholarships of \$1000 per year. We would like to increase the awards to four year renewable scholarships as a goal for our 2020 commemoration.

While our ancestors were passengers and not and his men for the safe journey over them to our ancestors during the first winter. Mayflower. Begin with the Boatswain bar, and finally the Master bar to complete your Become a Patron for an initial donation of receive our newly designed lapel pin and youth in pursuing higher education. Patron which can be made in installments during the you complete your initial donation. The \$100 sum and receive all of your bars at one time. If you care to donate more you may with our sincerest thank you.



crew, we must be thankful to Master Jones hazardous seas and the support rendered by The bars indicate ranks of the crew of the earn the Pilot bar, then the Master's Mate bar roster.

\$500 and an annual donation of \$100 and bars to show your dedication to assisting our options include the initial donation of \$500 first year. You will receive your pin when annual donations can be made in one lump sum and receive all of your bars at one time. If you care to donate more you may with our sincerest thank you.

How to donate?

Send a check made out the CT Mayflower Society to Mr. David L. Grant, 4 Holly Farm Ln, Simsbury, CT 06070. Upon receipt of the donation, you will be mailed your recognition pin and subsequent bars.

The Society of Mayflower Descendants in the State of Connecticut is a 501(c)(3) organization and donations are tax deductible to the extent the IRS will allow.



Yes, I want to honor my Pilgrim and the crew who brought them to the Plimoth Colony

Please accept my donation of ___\$500___\$800___\$100___other.

Name_____

Address_____

Email_____Telephone_____

Checks made out to CT Mayflower Society should be mailed to

David L. Grant
4 Holly Farm Ln.
Simsbury, CT 06070



Servitude in early New England Randall Russell

Contrary to some misconceptions, not everyone was equal in Plymouth Colony or Massachusetts Bay. The English had a long standing tradition of class distinctions which they brought with them to the New World.

By the 1600s, for a variety of reasons, there was a glut of manpower in England that far exceeded the demand. A servant class was the result. As Eugene Aubrey Stanton notes in his book about early Plymouth notes, "even those with modest income could employ someone further down the economic ladder to do menial work in return for food, lodging, simple clothing, and perhaps very little money."

It is estimated that one-half to two-thirds of white immigrants to America between the 1630's and the American Revolution were indentured. What Plymouth could offer these workers that England could not was the prospect of acquiring free land.

In addition to freemen there were also servants, apprentices, and later...slaves. Freemen were of course, men. They owned property, paid taxes, and were offered some input and were able to participate in land and cattle divisions. The remaining descriptions were often used interchangeably. Apprentices were usually young people who were expected to be taught a trade or given some form of education. Stanton quips that, "all apprentices were servants but not all servants were apprentices." Historians have come to refer to most of these individuals as Indentured Servants. In many cases orphans became servants or wards. There are also indications that, in some cases, Native Americans were used as servants.

Servants were not included in various land divisions but were included in the cattle division of 1627. Once free

from their indentures, there was a high probability that they would eventually be granted land by the colony. In those days passage to America cost roughly the equivalent of a year's wages. Many a poor English child was left with an agent or ship's captain for a small amount of money. When arriving in America their indentures were sold to colonists or tradesmen. Female servants were in a somewhat precarious position. Typically starting as girls or teenagers they were left with nothing but their clothing and some personal possessions at the end of their term. They could not marry without their master's permission and were not granted land. Their best hope was to find a husband or be allowed to stay in service.

Of the *Mayflower's* 104 passengers, twenty were servants or wards. Twelve died in the first year ashore. Servants were utilized by both Separatists and Non-Separatists alike. Among noteworthy servants was the colorful Edward Doty, who became a prosperous freeman. John Howland rose to become a colony leader and Assistant. Of the four More children only Richard survived the first year. He ended up in Salem where he became a prosperous merchant and sea captain. (See Dwight Hulburt's article, *The More Children of the Mayflower*, in our April 2018 issue)

According to his will, written in 1696, as he was about to "go forth and fight the Indians," this writer's ancestor, Stephan Merrick of Taunton, went to some lengths specifying the disposition of his rather substantial holdings. He mentions, "To John Smith my prentice boy I give the sum of five pounds besides what is mentioned in his indenture." Considering that one could purchase a significant amount of land and perhaps a house for that sum, John Smith was very fortunate. After an indenture that probably lasted seven or eight years, he would be

given additional money, or in some cases, commodities like corn, land, or livestock. One common clause in an indenture contract was the provision of suitable new clothing upon the end of a term of service. It was almost symbolic of that individual attaining a higher social status after becoming a person of means.

An indenture agreement was essentially a contract enforceable by the court. The majority of indentures were characterized as mutually beneficial. It should be noted that indentures were sometimes swapped, sold, or re-negotiated. As commodities, one could make the case that servant's status was similar to that of a slave. Slaves, of course, would vociferously debate that notion. There were instances where, due to incompatibility, exigency, or convenience, the remaining period of indenture could be assumed by a new master for cash or other considerations. Court records are replete, however, with instances of both the indentured and the master hailing each other into court over conflicts with interpretation of the contract. Contracts could be very specific about provision of food and lodging, length of contract, clothing, behavior, vocations to be pursued, and most importantly, compensation. Some agreements limited the number of times per week that a servant would be fed salmon or lobster. These foods were easily gathered at the time and considered somewhat lowly fare. The Court had to deal with instances of brutal and neglectful treatment, insubordination, blasphemy, foul language, runaways, and of course, differences over payment. It would appear that the courts dealt in a fairly even-handed manner, equally upholding the rights of both servant and master. It was very important that, at the end of their service, the formerly indentured would become God-fearing, productive, members of society. Their fair treatment by the Court helped keep them invested in the community.

To illustrate the uniqueness of various agreements the following examples of indenture agreement provisions are included:

-Edward Doty, himself formerly a servant of Stephen Hopkins, agreed that after a seven year indenture, he

Sources:

Wikipedia, *Indentured Servitude*

The Times of Their lives, Life, Love and Death in Plymouth Colony, James Deetz and Patricia Scott Deetz, Anchor Books/Random House, 2000

Plymouth Colony, It's history and people 1620-1691, Eugene Aubrey Stratton, Ancestry Pub. 1986

Genealogy Of the Merrick-Mirick-Myrick Family Of Massachusetts, 1636-1902 George Byron

Merrick, Trace Company 1902

Plymouth Colony Records- Volume I, 1633-1640

would give William Snow, "one lively cow calf of two months old, and eight bushels of Indian corn, and a sow pig of two or three months old, with two suits of apparel, and find him meat, drink, and apparel during his term."

-William Spooner apprenticed himself to John Holmes of Plymouth for six years. By mutual agreement Spooner's contract was then assigned to John Coombs of Plymouth. Coombs was obliged to give Spooner, "one comely suit of apparel for holy dayes, one suit for working dayes and twelve bushels of Indian Wheate, and a good serviceable muskett, bandiliers, and a sword fitt for service."

-In 1633 John Bearen agrees to serve John Winslow for 6 years after which he was to be paid 12 bushels of corn and 25 acres of "unmanured" land. This would seem to indicate that the land in question had not already been put to use.

-In 1633 John Smith agreed to serve John Jenny for seven years in exchange for 12 bushels of corn and 25 acres.

-In 1636 Edmond Weston's contract with John Winslow was sold to Nathaniel Thomas. Thomas paid Winslow ten pounds and after two years agreed to give Weston six pounds and fourteen bushels of corn plus whatever he was owed under his covenant with Winslow. One can conjecture that Weston was a valuable servant, who may have had special abilities, hence the relatively generous compensation.

Indentured Servitude in America, despite its uglier aspects, had many positive impacts. As an offshoot of the changing European capitalistic system it provided a safety valve for overpopulation, land scarcity, religious oppression, and lack of opportunity back in England. After arriving here, people who literally had nothing, were provided with food, shelter, trades, skills, community, and ultimately opportunities to own land. Their social status became greatly improved. Because later arrivals had less land to choose from, they pioneered new townships further inland. Land possession effectively rehabilitated the impoverished and made them members of society. In many cases they intermarried with our Mayflower cousins and have become an important part of our saga.

Show Your Mayflower Pride!!!!









Check out all the great 2020 Celebration logo items for sale



Use the attached order form or order from our online store

www.ctmayflower.org/store.php

Please allow 2-3 weeks for delivery



	<p>Coffee Mug - 11 oz. ceramic mug High-quality, full-color printing</p>	<p>\$15</p>
	<p>Lapel Pin - 3/4 X 1 1/2 inch, single post rubber back packaged in individual display boxes</p>	<p>\$10</p>
	<p>Tie Tack - 3/4 X 1 1/2 inch, single post deluxe clutch backing, packaged in individual display boxes</p>	<p>\$10</p>
	<p>Oval Car Bumper Sticker -3" X 5" -4 mil. Vinyl UV coated</p>	<p>3/\$5</p>
	<p>3 Pens - Crisscross Stylus, Medium point black ink</p>	<p>\$10</p>
	<p>400th Anniversary License Plate Frame fits most vehicles 10 for \$80</p>	<p>\$10</p>
	<p>Stainless Steel Travel Mug 16-ounce, travel tumbler with double wall stainless steel construction. Features stainless steel push-on lid with slide opening. Insulated tumbler</p>	<p>\$15</p>
	<p>Cap, Baseball – Khaki or Pink one size fits all Embroidered</p>	<p>\$15</p>

	<p>Tote Bag - Large 15 x 13 x 10 inch, polypropylene with hefty 20" double reinforced handles, an extra-large 10" gusset, and a PE board bottom stand up to large loads. Pink with red 2020 logo. (Food not included)</p>	<p>\$5</p>
	<p>Oval Car Magnet 3" X 5" 0.35" thick</p>	<p>\$5</p>



Order Form Individual Items

Name: _____
Address: _____

Telephone: _____
Email: _____
Date: _____

Paid by (Please Circle) **Cash** **Check**

	Item	Quantity	Item Price	Total Per Item
1				
2				
3				
4				
5				
6				
			Sub Total	
			Shipping	
			Total Remitted	

Memories....Continued



Those who were at the Fall CT Mayflower meeting received a composition notebook and a handout with questions to prompt the writing down of family memories and thoughts. The memories that we write down are those that get passed on to the next generations, a priceless gift to them. Please continue writing. Or start now. Here are a few more questions to help you along the way:

- **What did you do for Thanksgiving when you were 10 years old?**
- **Who were the neighbors next door or those down the road from your house?**
- **What did you do when you got home from school each day?**

For those who were not at the fall meeting and therefore did not receive our introductory questions, here they are for you to use as starting points in creating a memory journal. Please write down all those memories, big and little, yours and those of other family members.

Please write!

- *What is your first memory?*
- *Tell how you got your first and middle name.*
- *What was a typical dinner during your childhood? What time did you eat?*
- *What did you wear to grade school?*
- *Do you remember a special family vacation or trip?*
- *Where did you shop? How far away were these shops and how did you get there?*
- *Did you have any favorite stories? Books? Games?*
- *Do you remember your first family car? Television?*
- *Who's the oldest relative you remember? What do you remember about him or her?*
- *Describe a typical day when you were growing up.*
- *Were there any expressions your mother often said? Your father?*



Call for Articles

Do you have an interest in a topic, but don't feel up to writing about it?

OR

Have written an article or essay that you would like to submit for consideration for publication in the *Nutmeg Gratings*? Please submit your well documented article ideas for articles to Randy at nutmegarchive01@yahoo.com



2020 Commemorative Calendar



The Mayflower 2020 Commemorative Calendar is a beautifully illustrated, chronological, story of the Pilgrims' journey. Calendar pages include the All Saints Church in Babworth, Nottinghamshire, England where a Separatist movement was formed, the Boston Guildhall where the Pilgrims were imprisoned when attempting to flee to Holland, the creation and signing of the Mayflower Compact, their connection with the Wampanoag, the general sickness the first winter, the "first Thanksgiving," and settlement of Plimoth Colony to name a few. The 2020 Commemorative Calendar is 11" x 17.5", printed on 80# silk cover, and bound at the top with wire loop binding. **All proceeds from 2020 Commemorative Calendar sales will benefit the scholarship fund of The Society of Mayflower Descendants in the State of Connecticut.**

View Calendar or to purchase in non-bulk quantities on line using PayPal or Credit Card at:

[http://ctmayflower.org/2020 calendar.php](http://ctmayflower.org/2020%20calendar.php)

<i>Pricing</i>	
<i>Quantity</i>	<i>Price per calendar</i>
1-25	\$20.00
*26-99	\$18.00
*100-249	\$15.00
*250-500	\$12.00
*500 or more	\$10.00
<i>*Denotes bulk orders</i>	
<i>Pricing does not include shipping and Handling</i>	

ATTENTION CT MAYFLOWER MEMBERS!
Pick up your calendars at luncheon meetings to save on shipping and handling.

For bulk ordering, please contact Donna Mangiafico by email 912djm@gmail.com or phone 203-788-7474

Shipping & Handling for 1 calendar add \$3.17; for 2 calendars, \$3.68. More than 2 calendars, please contact Donna Mangiafico for S&H pricing for non-bulk orders using check or money order.

Name: _____

Street Address _____ Town _____

State or Province _____ Zip Code _____ Country _____ Quantity _____ x \$20.00

Mail a check along with this form to:
Donna Mangiafico
10 Equestrian Way
Poughquag, NY 12570

Calendar Total	\$
+ S&H	\$
Final Total	\$

Transforming into a Pilgrim

Kerry Comisky

Editor's note: I am thrilled with my Pilgrim attire however the below article is NOT an endorsement. The CT Mayflower Society does not endorse or advertise commercial products. No contact information was provided. The below is an account of my experience to give those contemplating having Pilgrim attire made an idea on what to expect. Please note, my experience may not be typical.

The thing I remember most from my very first luncheon meeting was the members dressed in Pilgrim attire. I was envious of how much they appeared to enjoy presenting themselves as Pilgrims and their confidence and lack of self-consciousness. It's been 10 years since that first luncheon and I am now Deputy Governor. I needed Pilgrim attire. I had been hanging on to the e-mail address of a costume designer for much too long, despite gentle nudges from



A very frozen me at the Mayflower Society House on Thanksgiving Morning

fellow members. This past Summer I decided it was now or never and I e-mailed the address that had been provided me so long ago.

Phyllis or Fee as she prefers to be addressed, Mamma Fee if you are younger than 30, replied to my e-mail, rattling off decisions that needed to be made about fabrics, colors, buttons vs hook & eyes and drawers or no drawers. "Drawers wouldn't show but I should have them for historical accuracy." Fee said. I was totally committed to being as authentic as possible, yet I could not help but wonder.... Were there drawer's police? And did they have checkpoints? Anxiety over that sticky question of "How Much?" never needed to be asked because Fee offered a price range right up front that was shockingly reasonable; \$500-\$1000. I was expecting double that.

E-mails flew back and forth to narrow down a date for decisions and of course the dreaded taking of the measurements. During that first meeting, Fee in a very serious tone assured me that she, like lawyers and clergy, was sworn to

confidentiality, especially with regards to measurements. The twinkle in her green eyes betrayed the faux seriousness and despite having a little fun at my expense, you knew you could trust her and she would not judge.

Narrowing down a date for the first fitting was a challenge as Fee was swamped with orders. Since becoming acquainted with Fee, I have learned that Renaissance Fairs are a much bigger deal than I ever knew and Wicca is a more broadly practiced religion than I ever thought. Apparently Renaissance Fair enthusiasts and practitioners of the Wiccan religion make up the bulk of her

clientele. Huh... who knew?

Fee provided me the few scant dates she had available to meet in her studio or if I preferred, I could meet her that weekend at the Renaissance Fair taking place at the Cummington Fairgrounds in Massachusetts. I smiled. How could my transformation into a Pilgrim be any



The Drawers

more perfect than to start out in Cummington? Birthplace of all my post Pioneer Valley migration ancestors in my Mayflower line? Serendipity? Or perhaps my ancestors were watching over the process.

Fee started to explain where the fairgrounds were located, but I interrupted her. I am well acquainted with the Cummington Fairgrounds as my 3rd great grandfather founded that fair with his brother in 1879. No trip to the fair would be complete without first visiting the Cummington Historical Society museum where I'm allowed to hold Great Grandfather Jesse's carpet bag, while I

sit at his kitchen table staring into great great grandmother Mary's china cupboard. I will always be eternally grateful for rural New England frugality and reverence for the past, expressed by never throwing anything away so it is there for us to touch. It makes those who have gone before us so much more real and human and not just a name on a piece of paper or chiseled on a stone.

The Cummington Fairgrounds had been transformed into a Camelot wonderland with a smattering of Shakespeare's "Midsummer's Night Dream". Knights jostled on their trusted steeds, while friars, fairies, handmaids and pirates bustled about in the August heat with vendors hawking talismans, garments and period reproduction weapons against the backdrop of the Berkshire foothills.



Apron, Coif and 2 petticoats

Resisting the urge to look around, I stayed focused on locating a green banner with a cat. Even the fried dough with real maple cream would have to wait.

Fee greeted me in character and I was unsure how to respond. It was so much fun but I felt any attempts to answer in kind would look foolish, so I froze. Fee being an intuitive, saw my momentary awkward paralysis and explained to me in modern language that it is expected that participants in the Fair be always in character. As if on cue, her gallant and courtly friend from the adjacent booth made his introductions. I hope he perceived my bemused look as delight and not ridicule. I did end up buying a felt hat from him to go with my new Pilgrim attire.

Fee wasted no time listing off everything I would need; a shift, drawers, 2 petticoats, a bodice, a jacket, an apron and a coif. I tried to keep up as she rattled off a list of period correct colors. She did add, no doubt for my education, that there were some colors such as black, royal purple and true red available during the early 17th century but due to the cost of the raw dye materials and the process, they would have been beyond our ancestor's ability to afford. I told Fee I was particularly fond of autumnal colors but I didn't think those colors suited my complexion. Fee

assured me an autumn color palette was perfect for me.

What a difference a few hundred years makes. Linen is pricey today but in the 17th century was a lower cost fabric. It was cotton, cheap to us now, that was out of reach for our ancestors as back then, cotton had to be imported from "exotic" places like Egypt. Fee did offer wool as an option but I was warned I may regret that choice if I am participating in activities during warmer weather. I said I am always cold but Fee felt with all the layers of clothes I would be wearing, I should be plenty warm. Okay, Linen it is.

I also needed to choose a color for my shift, apron, coif and drawers even though we think of these garments as undyed. Undyed muslin has quite an array of shades from bleaching. Choices ranged from unbleached, which is kind of an oatmeal color, to pure white and every shade in between. As we looked at swatches, I was informed that the more the muslin was bleached and thus the whiter it is, the more costly and to take that into consideration if staying true to what my ancestors wore was my goal. I liked the creamy shades in the palette better anyway and I let



Shift and Bodice

Fee choose the shade believed to be the most likely shade worn by a woman of my ancestor's station.

My choice for bodice stays were wood, steel or whale bone simulant. Fee advised against wood as it would be very expensive and the least comfortable. The stays would need to be custom carved. Yup... that sounds expensive. Ironically, back in our Pilgrim ancestor's day, wood would have been the least costly. Steel, while the most comfortable and least costly for me, would not have been used by our Pilgrim mothers as steel stays would have been unaffordable and so only used by the upper classes. True, no one was going to be slitting open the cloth of my binder to check on the stay material, at least not without a punch in the nose from me, but there was a third option that would at least seem more period

appropriate. We settled on simulated whale bone. While in the 17th century it would have been more expensive than wood, it would have still been affordable to our ancestors as well as affordable to me today.

After dispensing with the stay decision, would the bodice have hooks and eyes or laces? Fee highly recommended laces. Our Pilgrim mothers would most likely have tightened their bodices with laces. Laces it is. Although in hindsight, the laces are the most time consuming part of getting dressed. They're actually kind of obnoxious. They look great but hooks and eyes would have cut some time off of dressing.

Buttons or hooks and eyes on the jacket? I had been advised that hooks and eyes were the most widely used but this is where I strayed from what was recommended. I wanted buttons. Buttons were still common and relatively inexpensive in wood or pewter for the less affluent classes. Sometimes lower station ladies of that period would decorate wood buttons by covering them with thread. I left it to Fee to choose what would be appropriate buttons. She picked out little pewter filigree balls. They were perfect. The



*Period Correct Pewter
Filigree Buttons*

buttons proved more challenging to find than Fee had anticipated so she gave me the entire lot in the event of a lost button.

The damage ended up being \$600 as I said before, shockingly reasonable for 9 custom garments not of this century. I said good bye to Fee and if all went as planned, in a few months I would be outfitted in an early 17th century linen Pilgrim attire in beautiful shades of burnt oranges and burgundies. Off I went into the Renaissance sunset. As much fun as I had been having making my Pilgrim attire decisions under Fee's tutelage, I was hungry and there was a hunk of fried dough slathered in real maple cream out there with my name on it.

I was in no particular hurry for my garments so we settled on a date about 6 weeks out for my first fitting. I arrived at Fee's lovely lodge home tucked away in the woods, first needing to pass muster with the house security force, consisting of the most darling little old gentleman poodle and an

inspection team of investigative cats. The team decided Kurt and I would do and we were allowed to pass through to where the magic happens.

I was shown the half-finished garments and was fascinated to see concept transformed into physical reality. With the exception of some minor alterations to the shoulder straps of my bodice and a panel added to the jacket, the fit was perfect. The fit of the bodice part of the binder was



Jacket

flawless but gave new meaning to the term "binder", eliciting concerns that wearing the bodice any length of time might mean the girls would never be the same again.

We made a date for my next fitting about a month later. Upon arrival for my second fitting, I couldn't resist snuggling their precious little sentry who afterwards didn't quite understand why I was being roused by his mother back to the only room in the house he was banned. After all, there was nothing back there more interesting than him. You are correct about that precious little man.

This time, the garments were nearly finished and Fee helped me dress. As I gazed at my reflection, Fee faded into the background as I become more enchanted with my own reflection. I snapped out of it and my cheeks grew hot with embarrassment at my unabashed narcissism. In hindsight, what better compliment to Fee's artistry than to have a client be so enthralled with their own reflection wearing the garments she just made for them, that they forgot she was there?

We made a date for pick up the Friday before Veteran's Day weekend. Kurt & I had volunteered to participate in the ***Pilgrim Progress Procession** on Thanksgiving morning so I double verified with Fee my garments would be done by Thanksgiving. Early than that. Veteran's Day Weekend, she assured me.

The Mayflower Society assists the Town of Plymouth in finding 51 volunteers to represent the 51 survivors of that first winter, to dress in Pilgrim garb and walk a procession on

Thanksgiving morning, past Plymouth Rock up Leiden St. to Burial Hill where there is a short religious service. Our Society provides the garments and dressing takes place in the basement of the Mayflower Society House. I have the luxury of not having to cook on Thanksgiving so I thought there could be no more appropriate debut of my Pilgrim ensemble, nor a more poignant way to spend my Thanksgiving morning than to participate in the procession.

Excited to have the long coveted garment in hand, I was still a bit sad I would not be seeing Fee and her husband anymore. We were just clients but we thoroughly enjoyed the time we spent with them. Well it turns out Fee is not rid of us quite yet. Heading out Fee's door for the final time, my husband decided he wanted his own attire. It so happened that Fee had a beautiful bolt of indigo linen and 4 choices of brown and a gray in stock, all period correct, so our departure was abruptly postponed. Kurt loved the blue and so indigo will be the color of his doublet. He then chose an earthy brown for his pants. Fee took my husband's measurements and quoted him \$300.

And immediately after that brutal Thanksgiving

cold, we both ordered lined wool cloaks for \$350 each. No doubt we remember last Thanksgiving. Brrrrrr!!! I was thinking the whole time marching in the procession, "Shudda went with the wool." Afterwards we were asked by the organizers of the Pilgrim Procession if there was any chance we would be willing to participate in a few evening processions in August. We said "Absolutely". I smiled thinking it would be then I would be cursing the wool. Suffice to say, last Thanksgiving's temperatures were an anomaly. Fee is correct. All those layers of linen would keep anyone plenty comfortable to take a short walk outside during typical, late November weather.

CT Mayflower Society does not endorse commercial entities, but I can as an individual. I will be happy to answer any and all questions (except my measurements), including showing the garments in person if anyone would like to see them. Contact me and I will bring them to any meeting and show them to you outside the venue room. I hope all of my Pilgrim cousins take the plunge and have Pilgrim attire made and that you don't wait as long as I did.

**For more information on participating in the Pilgrim Progress Processions, contact the General Society of Mayflower Descendants or log on to their website. You do not have to be a Mayflower Society member or have your own Pilgrim attire to participate.*



Back by Popular Demand! Pennies for Planks! Version 2.0



*Our former CT Mayflower governor, Mary Brown spearheaded the Pennies for Planks initiative during her time in office and it was such a resounding success towards funding the Mayflower II renovations, Mary has been asked to bring it back for Round 2. Please bring your loose change, (and maybe even some checks or paper money) to any and all Mayflower events to help fund **Pennies for Planks** to save our beloved ship!*



Mayflower Society of Mayflower Descendants in the State of Connecticut

Name Tags


The CSMD now has name tags available for members. The badges are pink, featuring the CSMD ship logo and name in black. Both magnetic and pin backs are available, the price is \$10.00 per name tag, and \$2.50 shipping and handling, if mailed.

Please print your name as you wish to have it on the name tag, and specify either pin or magnet.

Name: _____

Pin _____ Magnet _____

Amount enclosed: \$ _____



Additional names may be listed on the back of this form.

Please send your order form and check, payable to Mayflower Society of CT, to the following address:

Nancy A. Merwin
284 Chesterfield Road
Oakdale, CT 06370-1651

Proceeds from the sale of the name tags will benefit the CSMD Scholarship Fund.

For the Love (and sometimes not) of Growing an Herb Garden

Herbs are Forever, or so says the title of a book written by Adelma Grenier Simmons, an herbalist and designer of Caprilands Herb Farm. Caprilands, now in demise and embroiled in legal troubles, was once a widely known destination for herbs. Adelma Simmons, in addition to opening her property for tours and luncheons, wrote many books on herbs, including the Herbs are Forever. I recommend it to anyone wishing to start an herb garden. It is a little book presenting just a dozen or so herbs with lovely photographs and descriptions. Interestingly, each of the herbs in this little book are ones that our 17th century ancestors would have had in their gardens as well. Rosemary, caraway, oregano, feverfew, sorrel, parsley, chamomile, calendula, basil, burnet, and dill as well as mint and lemon balm were known to the Pilgrims. However, I would not recommend those last two, mint and lemon balm, for your new herb garden. They are quite invasive and will take over everything else. As I think on it, so will oregano. Plant them in a container or place where they can be free to spread.

On the other hand, the all-time favorite and must have on the list is parsley, one of the oldest known herbs. Known botanically as *Petroselinum crispum*, parsley is a biennial,



which means it takes two years to complete its growth cycle. The first year it produces only leaves. During the second year it sends up a flowering stalk, resulting in seeds and fewer leaves. For that reason parsley is usually grown as an annual, replaced in the garden with new plants each year.

So, as this spring approaches I encourage you to plant some parsley (often sold in 4 or 6 packs), either curly variety, Italian flat (or both!) and enjoy it all season long. At some point in the summer or fall you may suddenly notice bright green caterpillars



with black and white stripes and yellow dots eating your parsley leaves. These creatures can devour a parsley plant in a flash. You might want to remove them when small. Left alone (please do) they will pupate and emerge from their cocoons as Swallowtail Butterflies.

I leave you to decide what to do about those caterpillars and to enjoy all the herbs in your garden. Also, please visit the herbal display that the Education Committee will have at the CT Mayflower Spring lunch meeting.



Ellen Swayne, Education Committee



Excerpts from
One Hundred & Eleven Questions and Answers
By William P. Muttart



This book, published in 2007 and 2009 by Mayflower Press, is a wealth of knowledge about our ancestors, organized in an easy-to-follow question and answer format. It is a good source of information, often debunking many popular misconceptions. Bill has attended our meeting where he distributed copies of his book. We decided that it might be interesting to offer excerpted questions and answers as a regular feature in future editions of our newsletter. We hope you will enjoy them.

8) Who was the Separatist leader who risked arrest by holding services in his home?

William Brewster who, despite not being ordained, was the religious leader of the Separatist group of the village of Scrooby in Nottingham England, from about 1598 through about 1608. He regularly held church services in his home at a time when attendance at any church or religious gathering, other than the established church was forbidden. Because of a constant fear of arrest, Brewster and many Separatists fled to Holland in 1608. Brewster's home in Scrooby Manor, is generally considered to be the site where the Separatists Movement began that led to their leaving England.

Brewster was a student at Cambridge University for about a year at the age of 15 when it was not uncommon for college students to be young teenagers. He was the only Mayflower Pilgrim known to have attended college. In 1585 at the age of 18, Brewster served in Holland for about six months as an assistant to William Davison, England's Secretary of State to Holland. He later served for many years as the Postmaster in his village of Scrooby. Brewster, aided by a young Edward Winslow, wrote and printed several books critical of the established Church, resulting in warrants being issued for his arrest on at least two occasions prior to 1620

10) Who was the teenager taken into the Brewster home in 1607?

William Bradford, who became Brewster's lifelong close friend, despite the 25 years difference in their age. Bradford became an orphan at an early age and was raised by 2 uncles. At the age of 12, he walked 8 miles each Sunday to attend Separatists Church services, where he became friendly with Brewster. Bradford's uncles were strongly opposed to his interest in the Separatist Church and, at about the age of fourteen, he moved into the Brewster's home where he lived for nearly 10 years until he was married in Holland. In later years, Brewster lived with Bradford until his death

Bradford was the primary source of information about the Pilgrims through his writings that were later published into the book "Of Plymouth Plantation." He was later selected as the second governor of Plymouth Colony in April 1621, and served as governor for 30 of the next 35 years. Bradford, through his strong and wise leadership, might be considered the person most responsible for the survival and success of the Plymouth Colony.

More excerpts will follow in future editions!

Copies of One Hundred and Eleven Questions and Answers Concerning the Pilgrims; By William P. Muttart; Published by Mayflower Press, may be purchased by logging onto the Mayflower Press website www.mayflowerbooks.us or e-mailing mayflowerbooks@99main.com or see the authors at their booth at the CT Mayflower Society semiannual luncheon meeting.

Presenting our April 27, 2019 Luncheon Meeting

Guest Speaker

Jennifer Zinck



Jennifer Zinck is a Professional Genealogist with more than fifteen years of research experience. Jennifer is a researcher, writer, and speaker who specializes in Connecticut resources and DNA evidence for genealogy. Jennifer is an Academic Professional at Boston University, Metropolitan College, instructing the Forensic Genealogy module for the Genealogical Research Certificate Program. She frequently speaks and presents workshops at libraries and senior centers on topics including beginner and intermediate genealogy, online resources, genetic genealogy, and technology for genealogy.

Jennifer earned a Bachelor of Science Degree in Business in 2005 and a Master of Business Administration with a concentration in Project Management in 2007. She is a 2012 graduate of the Boston University Genealogical Certificate Program. Jennifer has also completed ProGen 13, a professional study group for genealogists. She attends conferences and participates in professional groups to remain current in her field. She was a student in the first Practicum in Genealogical Research at Excelsior College and her case study was later used as the model for a new module in the program.

Jennifer is serving her second term as the President of the Connecticut Professional Genealogists Council, She served as a member of the Genetic Genealogy Standards Committee. She is a member of several professional organizations including the Association of Professional Genealogists, the National Genealogical Society, and the Connecticut Society of Genealogists.

PLEASE CHOOSE ONE FOR EACH ATTENDEE:

<i>10oz Prime Rib of Beef \$27</i> _____	<i>Lemon Rosemary Chicken \$25</i> _____
<i>Honey Mustard Glazed Salmon \$26</i> _____	<i>Pasta Primavera w/Vegetables and Classic Alfredo Sauce(Vegetarian) \$18</i> _____
<i>Chicken Tenders and Fries \$12</i> _____	<i>12 years and under only please!</i>

Adams Mill Restaurant, 165 Adams St., Manchester, CT 06042

Dinner includes Salad, Warm Rolls with Butter, Dessert

Coffee and Tea served

Cash Bar Available

Please send this completed form and payment (checks made out to Mayflower Society of CT) by April 19, 2019 to:

Kendra Davis, 8 Housatonic Dr., Milford, CT 06460

Name: _____ **New Member?** _____

Address: _____

Telephone#: _____

Guest: _____

Guest: _____

Guest: _____

Guest: _____

Guest: _____

Guest: _____

**Society of Mayflower Descendants
In the State of Connecticut
32 Nichols Lane
Waterford, CT 06385**

**PRESORTED
FIRST CLASS
U.S. POSTAGE
PAID
PERMIT #69
DEEP RIVER, CT**